



Acme Sanitary Ware Co. Ltd.

1/F, Acme Building, 22-28 Nanking Street, Kowloon, Hong Kong

Tel: 2388 7171 Fax: 2710 8012


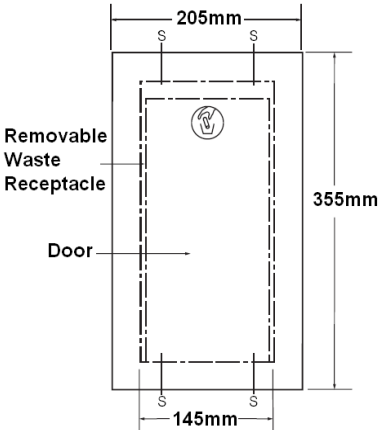
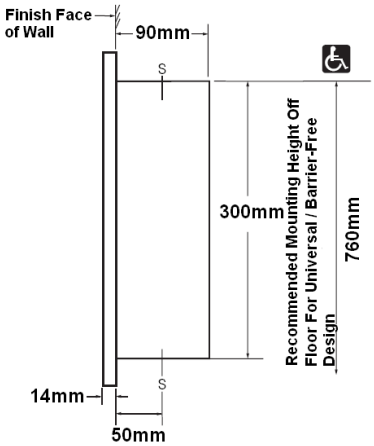
Email: acme@acmesanitary.com.hk

Website: www.acmesanitary.com.hk

Since 1949

PROJECT		REF		REV	ITEM CODE	
LOCATION		DATE			PAGE	

SANITARY WARE SPECIFICATION SHEET

Item Descriptions	Bobrick (USA) Recessed sanitary napkin disposal	<div>Illustration/ Drawing</div> <div></div> <div><div>Rough Wall Opening</div><div>6-3/8" (162mm) wide</div><div>12-3/8" (314mm) high</div><div>3-3/4" (95mm) min depth</div></div>
Dimensions	Refer to drawing	
Model	B-3513	
Material/ Finish	Stainless Steel / Satin Finish	
Manufacturer	Bobrick Washroom Equipment Inc. (USA)	
Supplier	Acme Sanitary Ware Co. Ltd Mr. Eric Wong/ Mr. Don Yuen	
Contact Tel/Fax	(852) 2388-7171 / (852) 2710-8012	<div></div>
E-mail	acme@acmesanitary.com.hk	
Website	www.acmesanitary.com.hk	
MATERIALS: Cabinet — 18-8, Type-304, heavy-gauge stainless steel. All-welded construction. Exposed surfaces have satin-finish. Door — 18-8, Type-304, 20-gauge (0.9mm) stainless steel with satin-finish. Secured to cabinet with two rivets and equipped with a magnet catch. Waste Receptacle — 18-8, Type-304, heavy-gauge stainless steel. All-welded construction. Removable for servicing. Capacity: 0.6-gal. (2.3-L).		
OPERATION: To service waste receptacle, unlatch door and remove waste container. Cable door-swing limiter prevents damage to washroom accessories and walls.		
INSTALLATION: Provide framed rough wall opening 6-3/8" wide x 12-3/8" high (162 x 314mm). Minimum recessed depth required from finish face of wall is 3-3/4" (95mm). Allow clearance for construction features that may protrude into rough wall opening from opposite wall. Coordinate with mechanical engineer to avoid pipes, vents, and conduits in wall. Mount cabinet with shims between framing and cabinet at all points indicated by an S, then secure unit with (4) #10 x 1-1/4" (4.8 x 32mm) sheet-metal screws (not furnished).		
Replacement Parts: Skirt Replacement Kit 35139-53 Waste Receptacle Replacement 35139-78 International Label 3533-44		<div></div>
SPECIFICATION: Recessed sanitary napkin disposal shall be Type-304 stainless steel with all-welded construction; exposed surfaces shall have satin finish. Door shall be Type-304, 20-gauge (0.9mm) stainless steel with satin-finish. Secured to cabinet with two rivets and equipped with a magnet catch and cable door-swing limiter. Waste receptacle shall be Type-304, heavy-gauge stainless steel. All-welded construction with a capacity of 0.6-gal. (2.3-L).		

* All information of the above is for the reference only. No prior notice is made if any changes.

Source: Bobrick Washroom Equipment Inc.